

# Features and use of Google Translate

Google Translate'in  
özellikleri ve kullanımı



# Google Translate

Google Translate - Google's free online service that allows you to translate text, files, web pages, speech and photos into different languages.

Google Çeviri - Google'ın metin, dosya, web sayfası, konuşma ve fotoğrafları farklı dillere çevirmenize olanak tanıyan ücretsiz çevrimiçi hizmeti.



# Functions

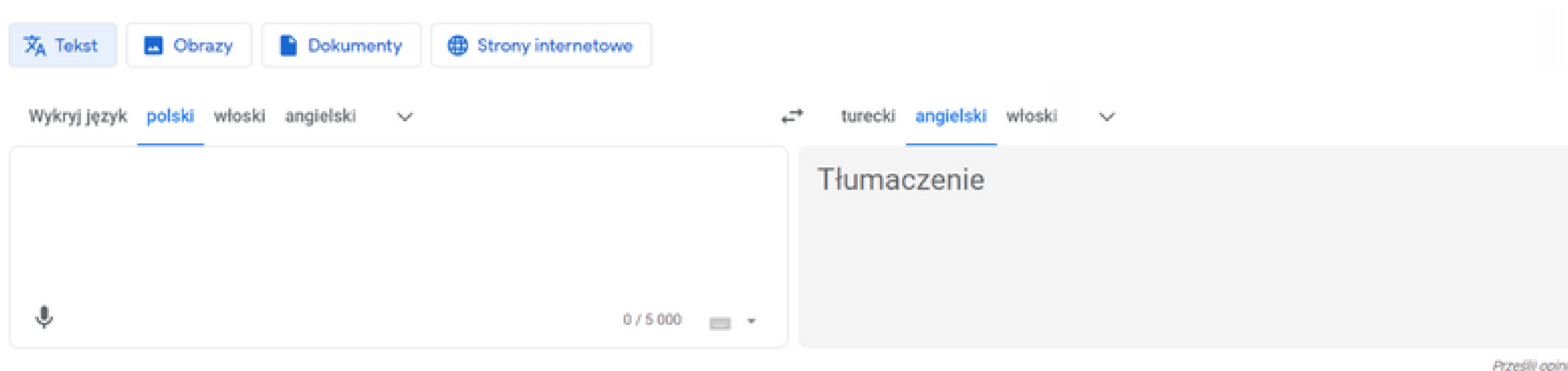
- Translation of text from one language to another.
- Speech translation from one language to another.
- Speech recognition for translation.
- Website translation.
- Translation of text documents.
- Possibility of offline translation.
- Suggesting corrections and alternative translations.
- Word definition search.
- Translation from images and screenshots.
- Multi-language support.

# Functions

- Synchronization of translations between devices.
- Translation of long texts and articles.
- Translation history and the ability to save your favorite translations.
- Automatic source language detection.
- Support for text in various formats such as HTML, PDF, etc.
- Integration with other Google applications such as Gmail or Chrome.
- Translation of phrases and phrases in context.
- Conversation translation in text or audio mode.
- Access to translations via a web browser or mobile application.
- Synchronization with a Google account and the ability to save translations in the cloud.

# PRACTICAL USE

Four categories: text, image, document, web page  
Dört kategori: metin, resim, belge, web sayfası



The screenshot displays a translation tool interface. At the top, there are four category buttons: 'Tekst' (Text), 'Obrazy' (Images), 'Dokumenty' (Documents), and 'Strony internetowe' (Web pages). Below these, there are two language selection menus. The first menu is labeled 'Wykryj język' (Detect language) and has 'polski' (Polish) selected. The second menu is labeled 'turecki' (Turkish) and has 'angielski' (English) selected. The main area is split into two panels: a large empty text input box on the left and a large empty text output box on the right labeled 'Tłumaczenie' (Translation). A microphone icon is visible in the bottom left of the input box, and a character count '0 / 5 000' is in the bottom right. A 'Prześlij opinię' (Send feedback) link is located in the bottom right corner of the interface.

# PRACTICAL USE

Google Translate has a "Plug-in" for your browser to help you quickly translate web pages.  
Google Translate, web sayfalarını hızlı bir şekilde çevirmenize yardımcı olmak için tarayıcınız için bir "Eklentiye" sahiptir.




## Tłumacz Google

 [translate.google.com](https://translate.google.com)  Polecane

★★★★★ 42 141  | [Produktywność](#) | Użytkownicy: 10 000 000+

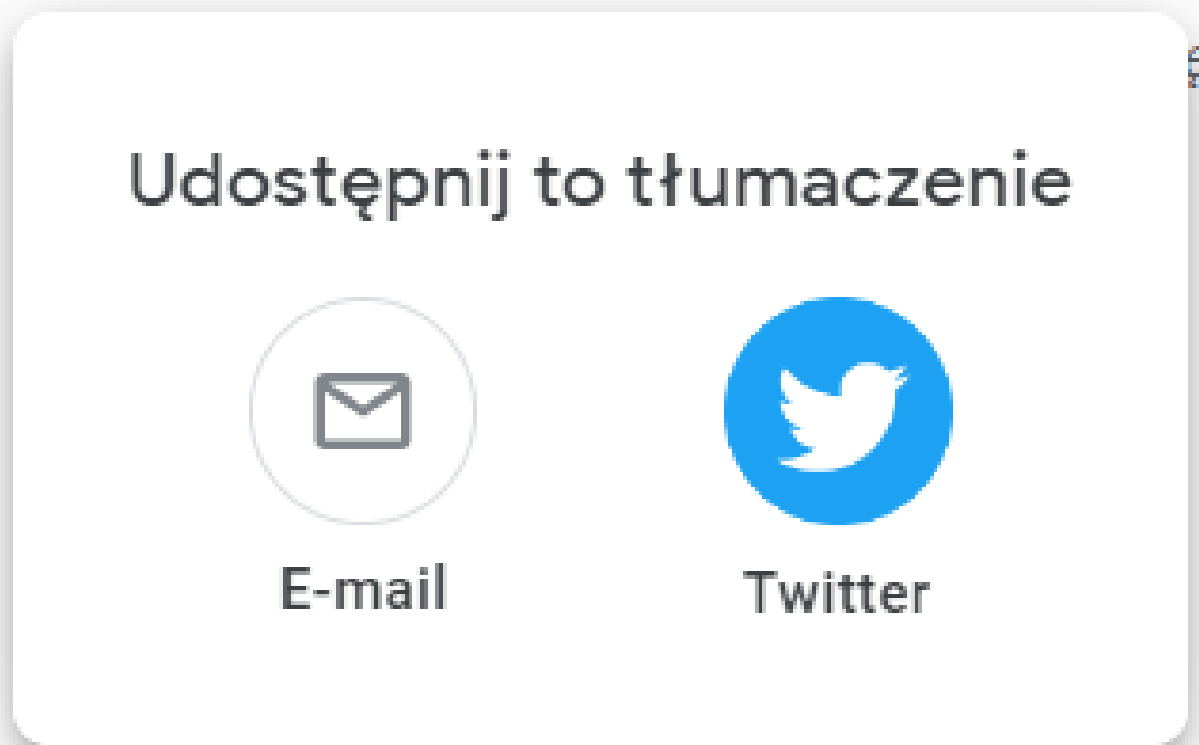

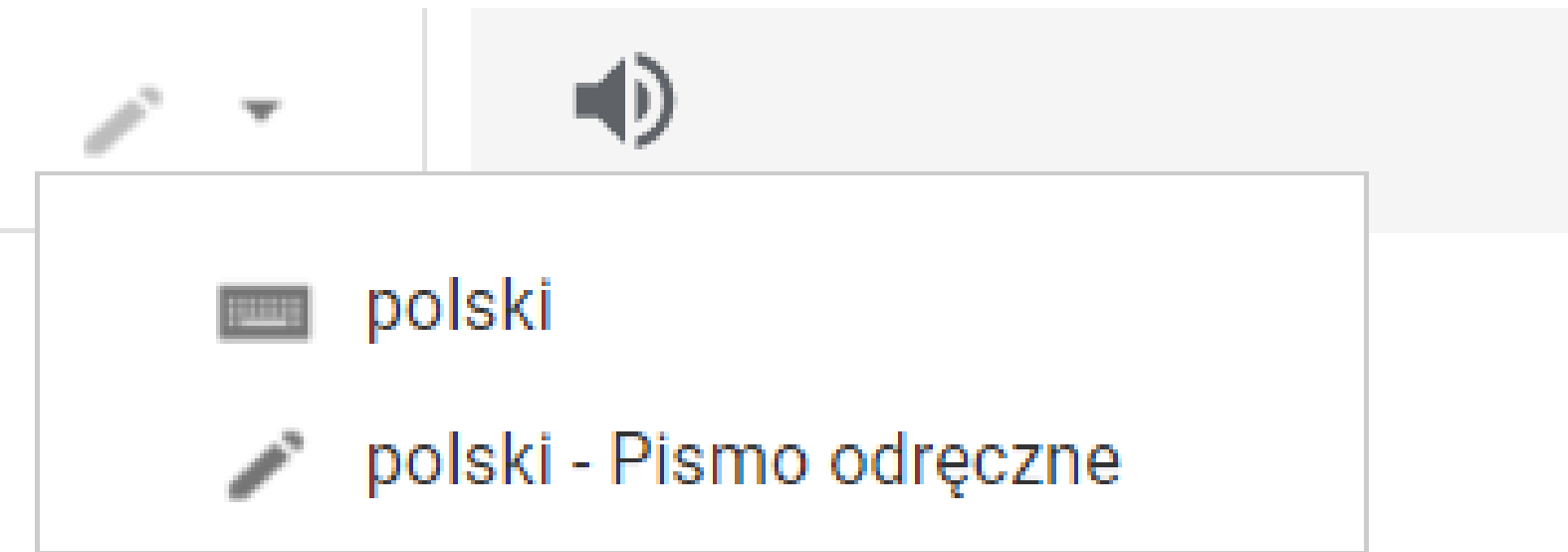
 Od Google

Pobierz



**Instytut Badań i  
Innowacji w Edukacji**

Handwriting and listening to translated/entered text



Easily share translations

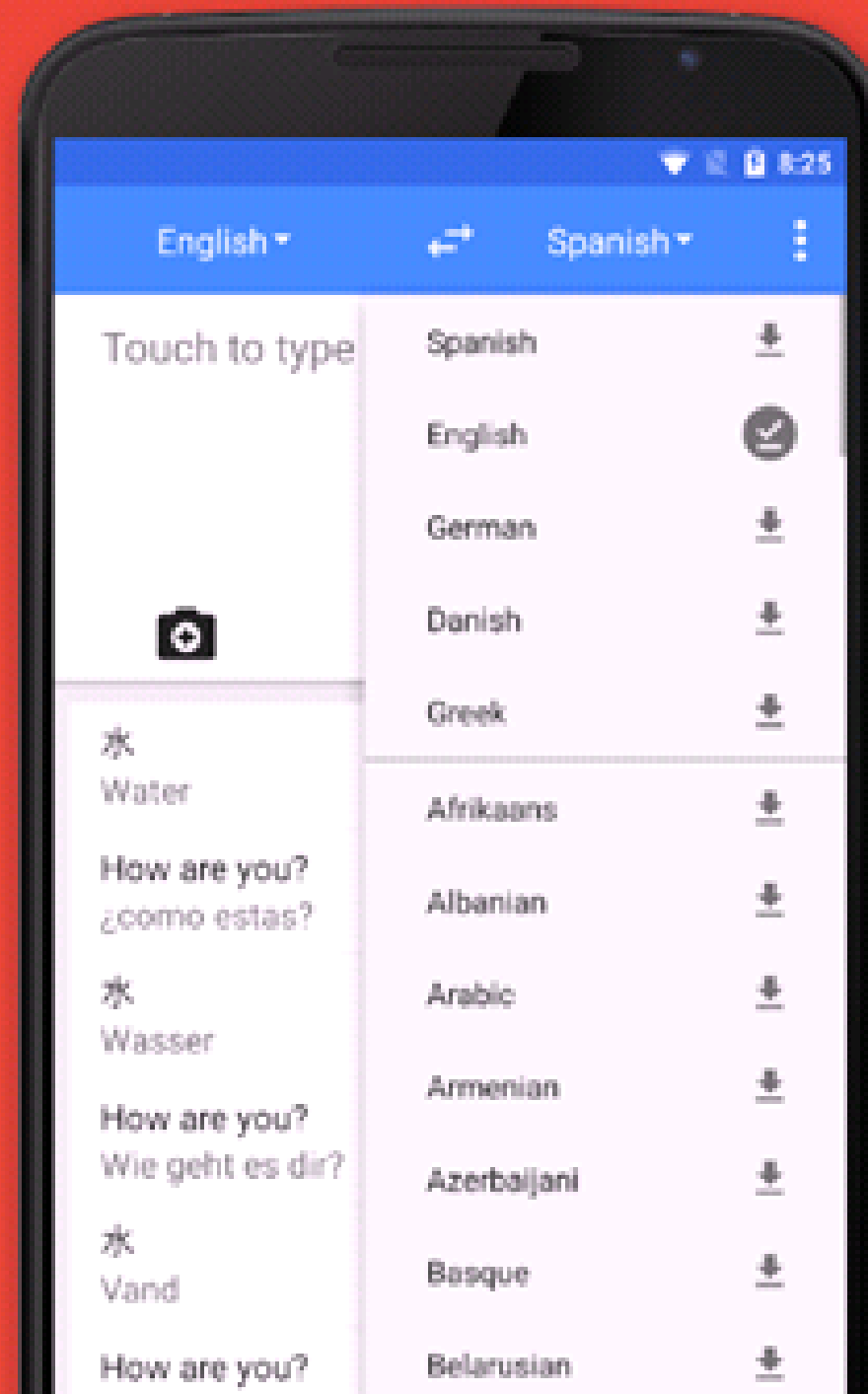
# Google Translate Mobile App

---

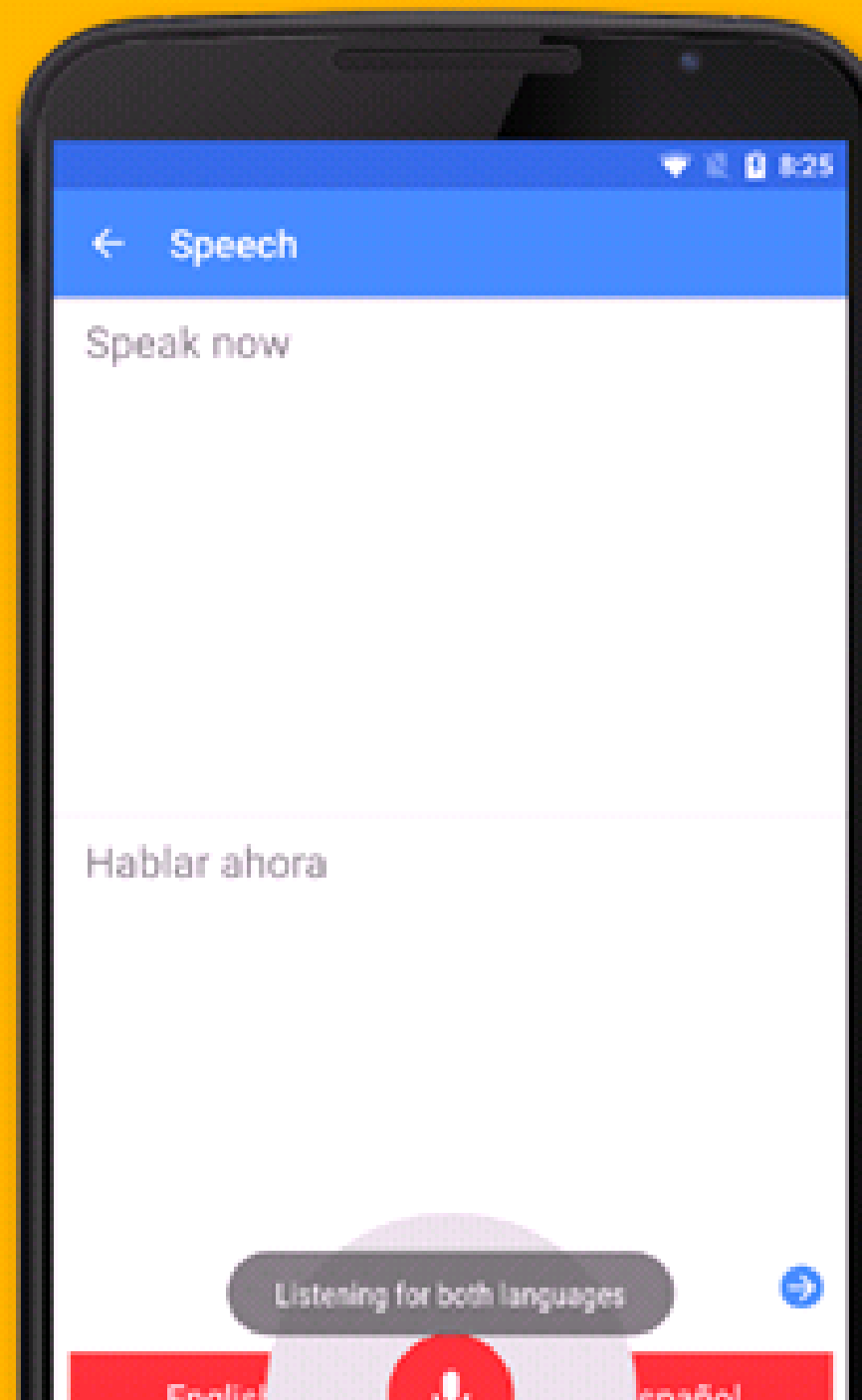
- Translation of texts from one language to another
- Voice translation
- Real-time translation using the camera
- Automatic recognition of the source language
- Dictionary with definitions and translations of words
- Translation of websites
- Sync settings and translation history between devices
- Ability to create and manage a list of favorite translations
- Option to play voice translations
- Improved translations by the user community
- Access to offline translation history
- Integration with other applications, allowing you to translate content in other programs
- Support multiple languages and dialects
- Handwriting recognition option for translation



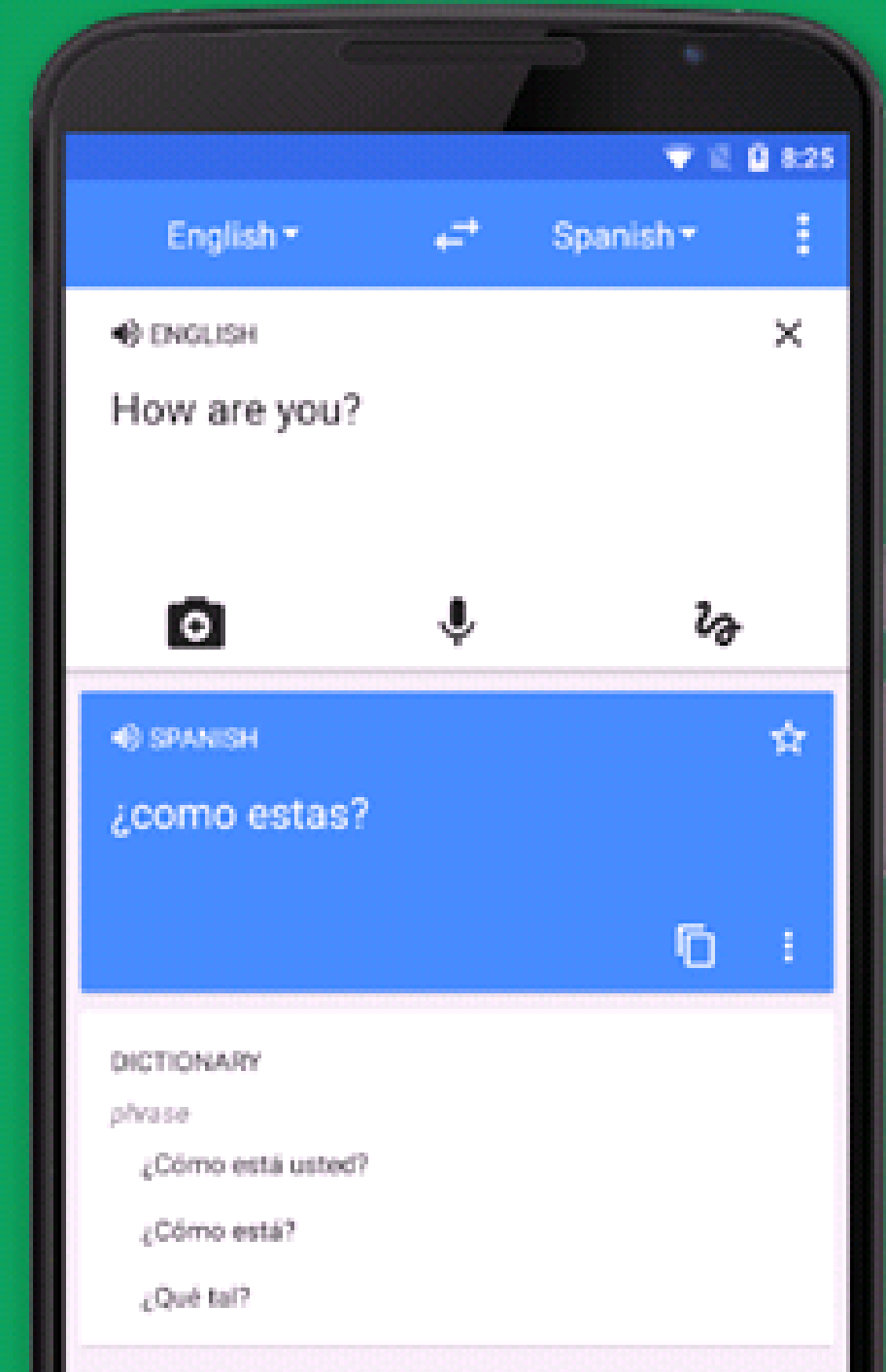
Seamlessly translate from 90  
languages



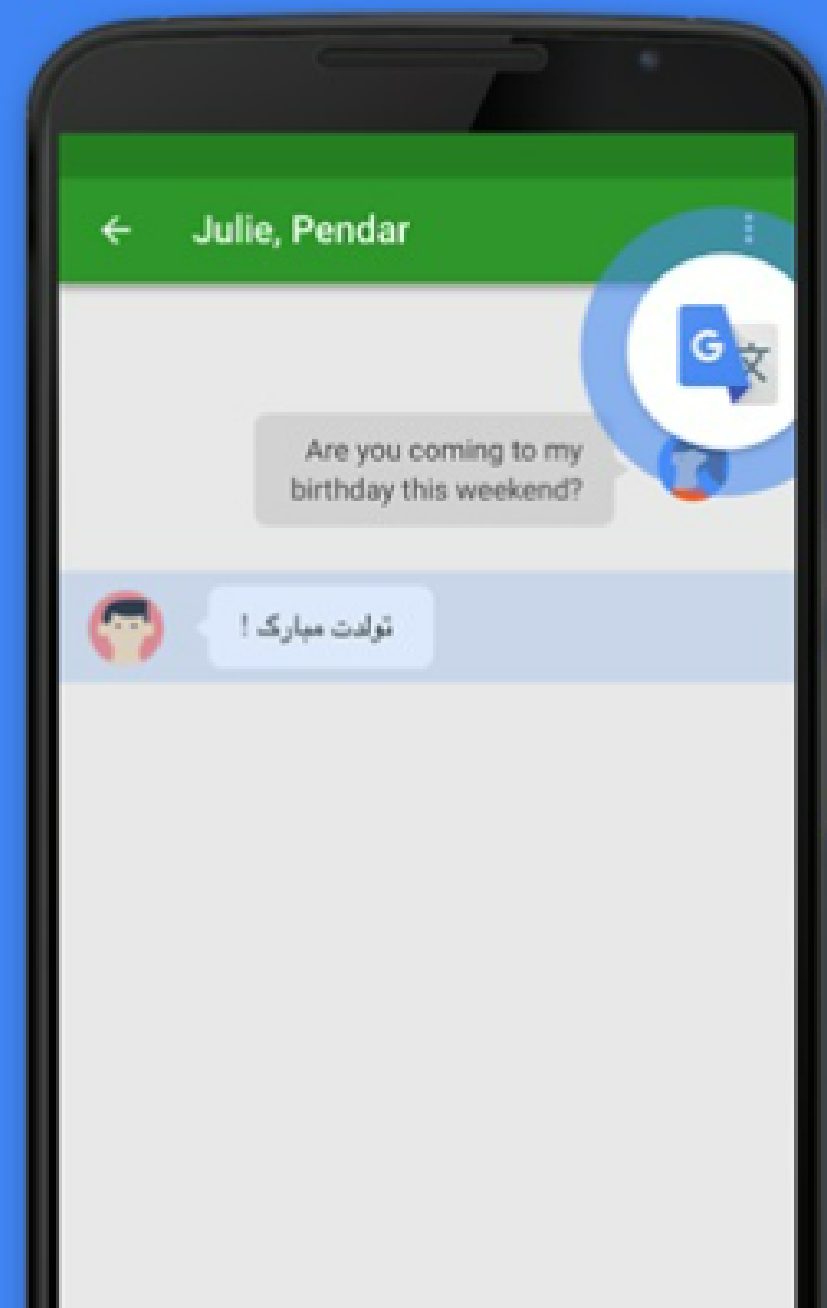
Converse hands-free: Translate  
auto-detects language



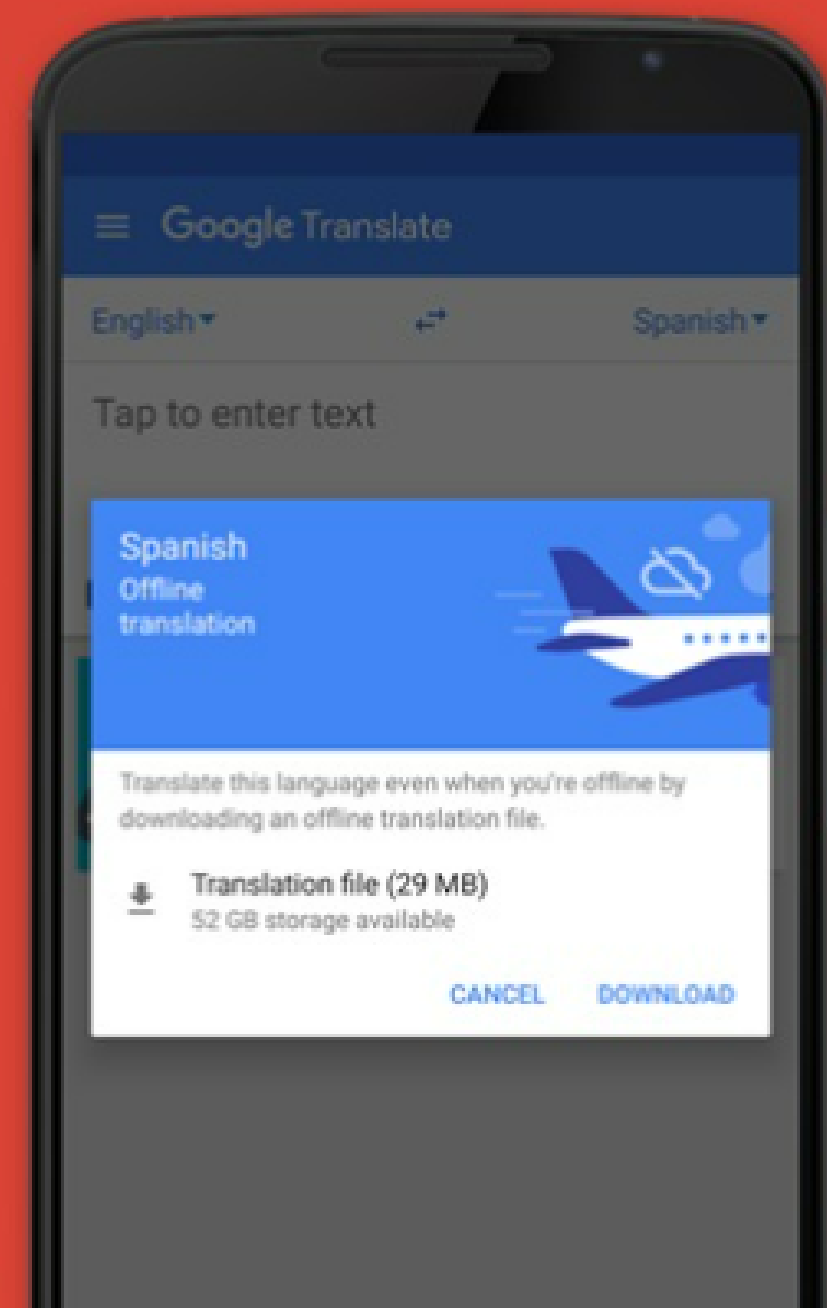
Translate as you type



Tap to translate in any app

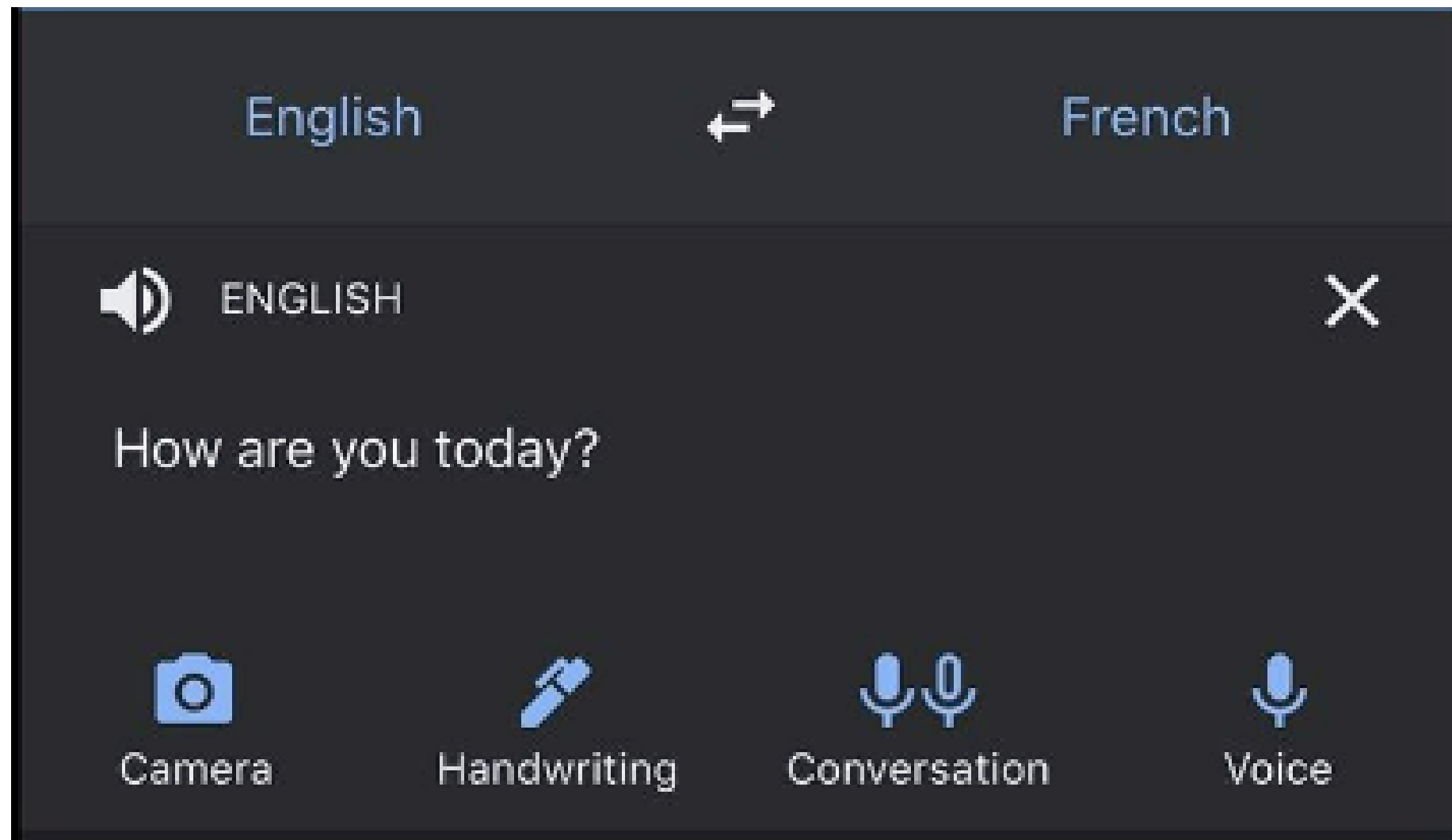



Get text translations  
without a data connection



## PRACTICAL USE

Four categories to choose from: Text Scan, Handwriting, Talk and Voice  
Aralarından seçim yapabileceğiniz dört kategori: Metin Tarama, El Yazısı, Konuşma ve Ses






# Trying options

# Deneme seçenekleri

# Network tests

Ağ testleri



# Speedtest



Speedtest is one of the most popular internet connection speed measurement tools. Just visit the Speedtest website and click the "Start Test" button and the tool will perform a ping, download and upload test, providing results in terms of download and upload speed and latency (ping).

---

Speedtest, en popüler internet bağlantı hızı ölçüm araçlarından biridir. Sadece Speedtest web sitesini ziyaret edin ve "Test Başlat" düğmesini tıklayın; araç bir ping, indirme ve yükleme testi gerçekleştirerek indirme ve yükleme hızı ve gecikme (ping) açısından sonuçlar sağlar.

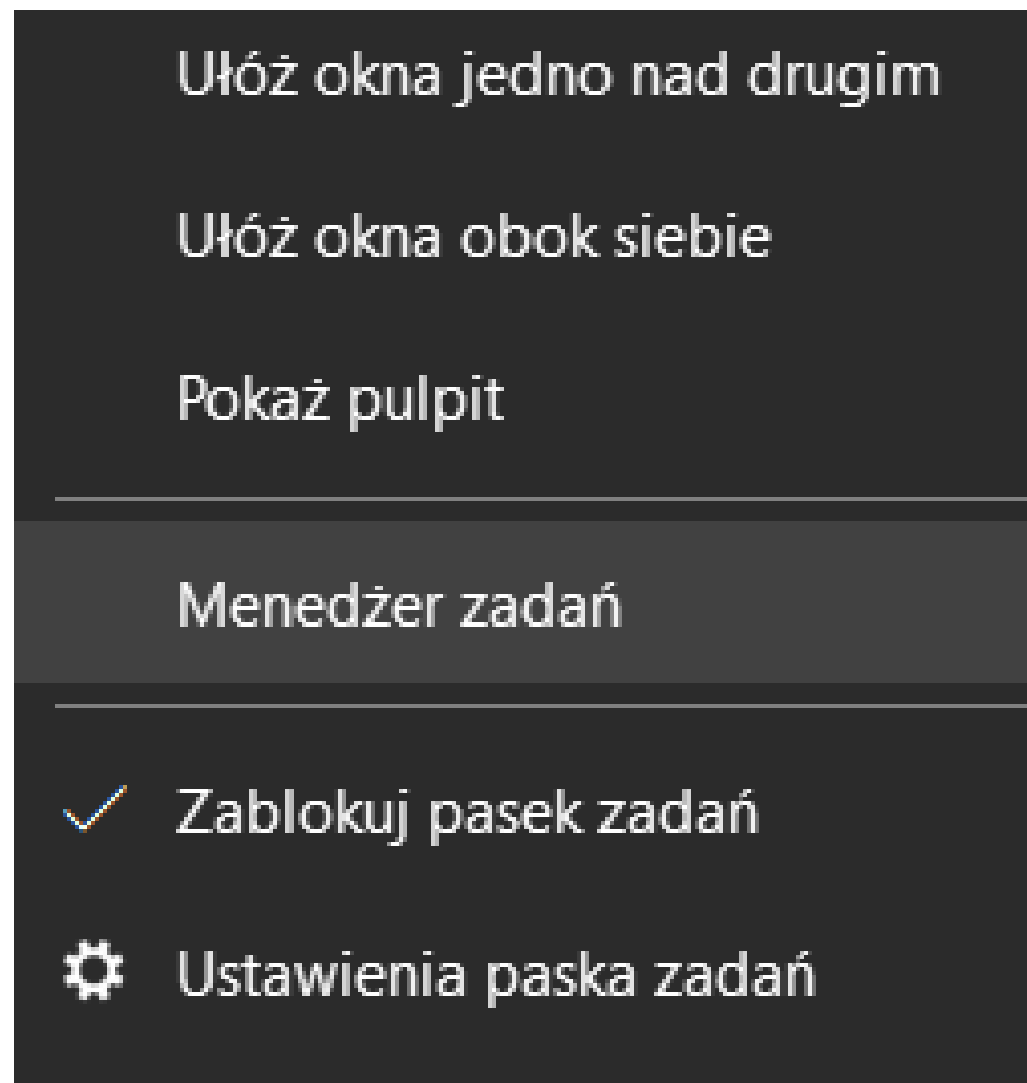
# Fast.com



Fast.com is a tool developed by Netflix to quickly and easily test your internet speed. Upon entering the Fast.com website, the test will automatically start and the results will be displayed in terms of download speed in megabits per second.

---

Fast.com, internet hızınızı hızlı ve kolay bir şekilde test etmek için Netflix tarafından geliştirilmiş bir araçtır. Fast.com web sitesine girdikten sonra test otomatik olarak başlayacak ve sonuçlar saniyede megabit cinsinden indirme hızı açısından görüntülenecektir.




Windows Task Manager is a tool that allows you to track and manage running processes, monitor system resource usage, and perform other operations. Here are some steps on how to use Task Manager in Windows:

Launching Task Manager: You can launch Task Manager in several ways:

- Press Ctrl+Shift+Esc to open Task Manager directly.
- Right-click on the taskbar and then select the "Task Manager" option.
- Press Ctrl+Alt+Delete and then select "Task Manager".






# Trying options

# Deneme seçenekleri

# Notes online

çevrimiçi notlar




# Pocket

---



Saving Content: When you find an interesting article, web page, or media that you want to save to Pocket, there are several ways to do so:


- Adding with a button: If you're using a web browser, you can add the Pocket extension or the "Save to Pocket" button to your bookmarks bar. By clicking this button on the page, it will be automatically saved to your Pocket account.
- Sharing from other apps: Many app and browser vendors offer integration with Pocket, allowing you to share content directly to Pocket.
- Copying a link: You can copy a link to an interesting content and paste it directly into the Pocket app.



# Trying options

# Deneme seçenekleri

# Evernote



Evernote is an application for creating and organizing notes. You can save texts, images, sounds and files in one place, sync them across devices and easily search for content.

---

Evernote, notlar oluşturmaya ve düzenlemeye yönelik bir uygulamadır. Metinleri, görüntüleri, sesleri ve dosyaları tek bir yere kaydedebilir, bunları cihazlar arasında senkronize edebilir ve kolayca içerik arayabilirsiniz.

Gabriela Ochoa

Znajdź

+ Utwórz

Ekran główny

Skróty

Notatki

Zadania

Notatniki

Znaczniki

Udostępnione mi

Kosz

Ulepsz

Rozpocznij

## Notatki

1 notatka

Bez tytułu

kilka minut temu

Pierwszy notatnik

Tylko Ty **Udostępnij**

Ostatnio edytowano dnia 4 cze 2023

## Tytuł

Zacznij pisać, przeciągnij pliki lub użyj szablonu.

SUGEROWANE SZABLONY

Lista zadań Notatki z wykładów Zarys eseju Dodaj więcej

Otwórz galerię

Dodaj znacznik

Wszystkie zmiany zostały zapisane

## PRACTICAL USE

Possible templates: Task list, lecture notes, report/essay outline, multimedia, etc.  
Olası şablonlar: Görev listesi, ders notları, rapor/deneme taslağı, multimedya vb.

### SUGEROWANE SZABLONY


 Lista zadań

 Notatki z wykładów

 Zarys eseju

 Dodaj więcej


... Otwórz galerię



# Trying options

# Deneme seçenekleri





**Instytut Badań i  
Innowacji w Edukacji**

**Thank you for your attention  
İlginiz için teşekkür ederiz**